

Afternoon All,

All of the 2019 Summer comp details have been uploaded to Poolstat and can be accessed via our website on following link - http://acteba.com.au/wp/?page_id=11571

Please check all the players in your team are correct before you play on Wednesday night.

The Pins to access match sheets have been sent to all captains, **if you have listed someone else as Team contact, the pin will have been sent to team contact, not the captain.** If you or your team contact haven't received the email with pin please let me know?

We are using the new version of Poolstat from Wednesday night. It's still very simple to use..... just a few functions are different and it looks slightly different as listed below:

- Site to access match sheets is - <http://ls.poolstat.net.au> – **Note: this address has changed to previous address..... so you will need to re-save to your device.**
- As home team you keep scores as normal – just enter your provided pin via above address
- As away team you can now access sheet via above link and choose to take control of your sheet to enter your team, lock players and finalise match on your own device. You need to login with your pin before match starts and select this option. Once match starts you can't select this options and the Home team will have full control. If you are happy with Home team having full control you can view the scoresheet as normal through - <https://lsview.poolstat.net.au/>

Once logged in to the match sheet, the steps are as follows:

- Click on 'Select Players' and choose your team, then it will prompt you to go back to the home page. Follow same steps for away team, unless the away team has taken control and they will select players on their own device
- Click 'Lock Players' – this is an extra confirmation to confirm you are happy with your team and have selected subs. Follow same steps for home team unless they are using their own device
- After above steps, if the away team has control of their team on own device you will have to wait till the system counts down for 5 seconds, then checks both teams are locked and then it will pop up with 'Match ready'
- Click 'Enter Results' – As away team you will select 'View Results' if you have control

Follow the following steps to enter results:

- Click on ? next to person that won frame..... if you make a mistake click it again to undo and then select the correct player
- If the frame was won by a Master Break, click and hold the ? and then select MB.
- To sub players from round 2, just click and hold the players name that you wish to sub out. It will pop up with available players to sub in. The only feature that the away team can't take control of on their own device is subbing players. Only the Home team can sub players for both teams..... so if you are the away team, just let the home captain know your subs and they will make changes.
- If you are the away team and are only viewing results, the scores won't refresh automatically (This feature will come available soonish). To manually refresh the scores just click on the scores at top of screen and it will update.
- Once all games are complete, click finalise result at top of page and then accept at bottom of next page and then it will prompt to go back to home page. If away captain has control they will finalise result on their own device the same way. If only

one device is being used, the away team needs to click finalise match, enter team pin, click submit and then accept on home teams device.

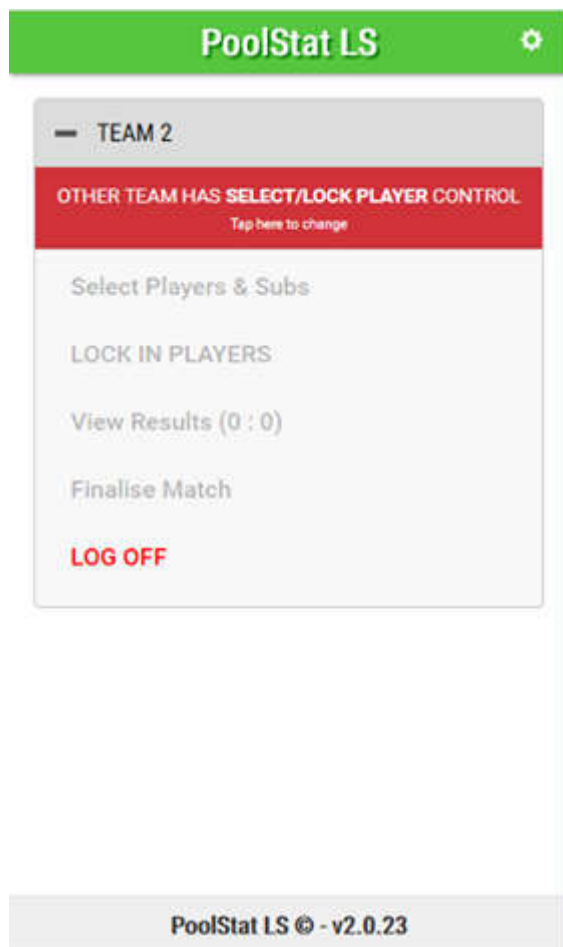
- Once all above is done, please select log out..... not a huge issue if you don't log out, just if you don't and next time you log in the following week it will try to take you into the previous weeks sheet. So log out and then next time you log in with pin you won't get an error.

A couple of other features/options you can find by clicking the cog on the RHS top corner when logged into match sheet.... Such as Log off, Switch access, admin access, reload and status. Also when you are entering results, you can click the cog and select 'fat finger mode' which will increase the size of the font ☺

If anyone is concerned about the new App, or you are a new captain that hasn't used Poolstat before let me know and I can help you through it. If you want to have a play with the App before tomorrow night, let me know and I can give you access to the test/play App to have a play.

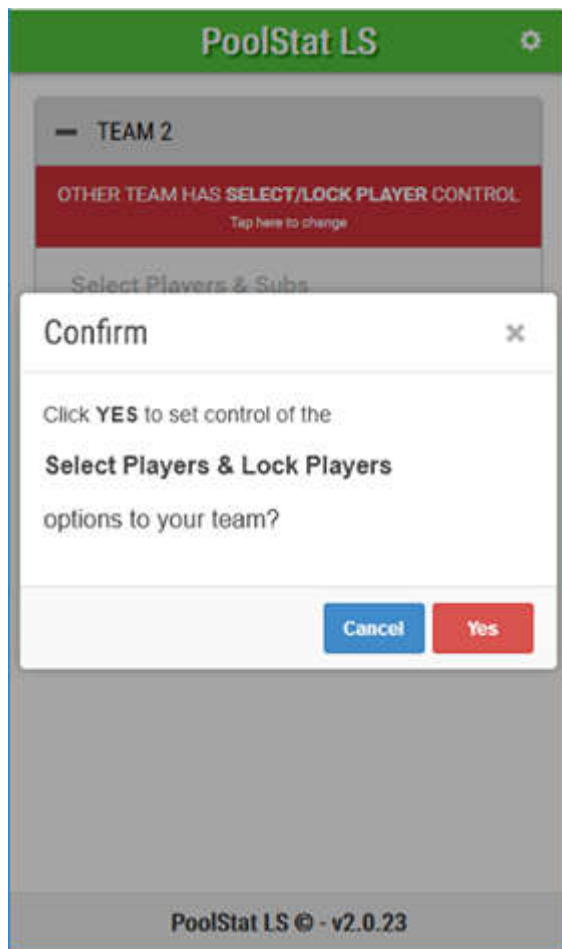
See below images and instruction of how to take control as away team:

1. go to <http://ls.poolstat.net.au> and enter pin and you will see below



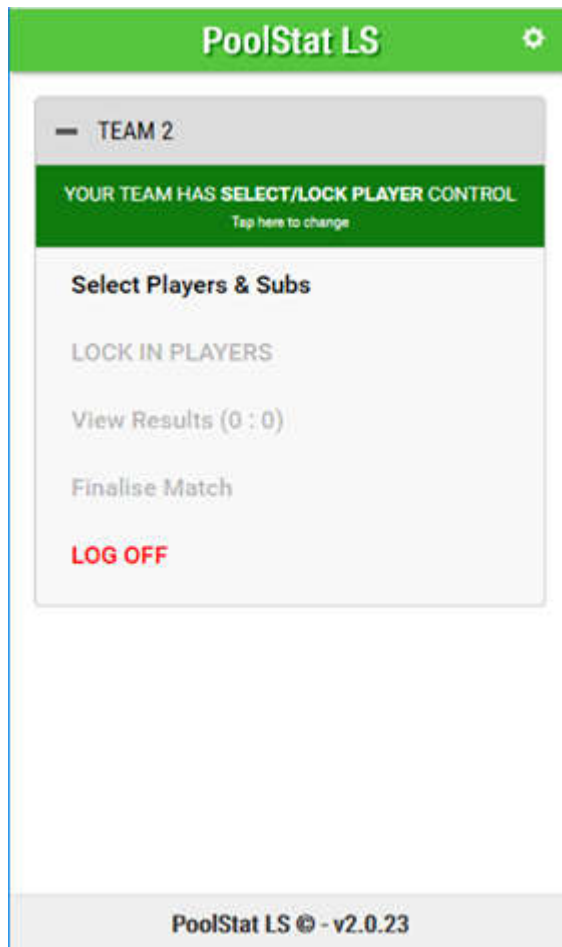
2. If the away team wants to take control, they click the red banner

app will reload and display this



App will reload and display this

3. The away team has 2 choices, keep control and complete the select/lock player steps, or click the green banner to give the home team control again.



Good Luck to all teams and players, hope you have a great season.